
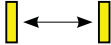
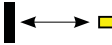


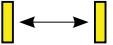


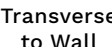
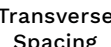
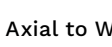

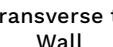
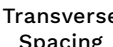
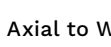
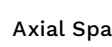


EMERGENCY LIGHTING SPACING TABLES

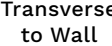
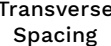
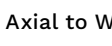

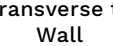
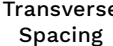
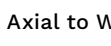
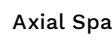
ELIFE-X-LI

SPACING TABLE AND MOUNTING HEIGHTS								
CEILING MOUNTING HEIGHT (M)	Escape Routes 1 Lux min. along centre line				Open (Anti-panic) Areas 0.5 Lux min. within core area Luminaires arranged in a regular array			
	Transverse to Wall 	Transverse Spacing 	Axial to Wall 	Axial Spacing 	Transverse to Wall 	Transverse Spacing 	Axial to Wall 	Axial Spacing 
2.7	4.2	10.8	4.2	10.8	4	11	4	11
3	4.5	11.1	4.5	11.1	4.25	11	4.25	11
4	4.2	11.8	4.2	11.8	4.5	13	4.5	13
5	4.5	12	4.5	12	4.5	14	4.5	14

CLIFE


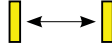
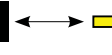
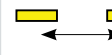
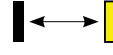
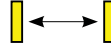
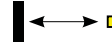

SPACING TABLE AND MOUNTING HEIGHTS								
CEILING MOUNTING HEIGHT (M)	Escape Routes 1 Lux min. along centre line				Open (Anti-panic) Areas 0.5 Lux min. within core area Luminaires arranged in a regular array			
	Transverse to Wall 	Transverse Spacing 	Axial to Wall 	Axial Spacing 	Transverse to Wall 	Transverse Spacing 	Axial to Wall 	Axial Spacing 
2.7	4.5	10.5	4.5	10.5	3.5	11	3.5	11
3	4.2	11.3	4.2	11.3	4	11	4	11
4	4.6	11.4	4.6	11.4	4	13	4	13
5	4.4	11.6	4.4	11.6	4.5	14	4.5	14

CLIFE-PRO

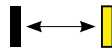
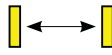
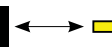
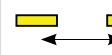
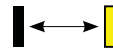
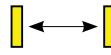
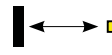
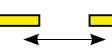
SPACING TABLE AND MOUNTING HEIGHTS								
CEILING MOUNTING HEIGHT (M)	Escape Routes 1 Lux min. along centre line				Open (Anti-panic) Areas 0.5 Lux min. within core area Luminaires arranged in a regular array			
	Transverse to Wall 	Transverse Spacing 	Axial to Wall 	Axial Spacing 	Transverse to Wall 	Transverse Spacing 	Axial to Wall 	Axial Spacing 
2.7	3.8	11	3.85	11.1	-	-	-	-
3	3.8	11.2	3.8	11.2	-	-	-	-
4	4.2	11.8	4.2	11.8	-	-	-	-
5	3.9	12.1	3.9	12.1	-	-	-	-

EMERGENCY LIGHTING SPACING TABLES

CLIFE-PRO (VERSION 2) – AVAILABLE AUGUST 2019

SPACING TABLE AND MOUNTING HEIGHTS								
CEILING MOUNTING HEIGHT (M)	Escape Routes 1 Lux min. along centre line				Open (Anti-panic) Areas 0.5 Lux min. within core area Luminaires arranged in a regular array			
	Transverse to Wall 	Transverse Spacing 	Axial to Wall 	Axial Spacing 	Transverse to Wall 	Transverse Spacing 	Axial to Wall 	Axial Spacing 
2.7	5.2	12.5	5.25	12.5	4.5	12	4.5	12
3	5	13	5	13	5	13	5	13
4	5.8	14.3	5.85	14.3	5.5	15	5.5	15
5	5.6	14.7	5.65	14.7	5.5	17	5.5	17

CLIFE-ESC01

SPACING TABLE AND MOUNTING HEIGHTS								
CEILING MOUNTING HEIGHT (M)	Escape Routes 1 Lux min. along centre line				Open (Anti-panic) Areas 0.5 Lux min. within core area Luminaires arranged in a regular array			
	Transverse to Wall 	Transverse Spacing 	Axial to Wall 	Axial Spacing 	Transverse to Wall 	Transverse Spacing 	Axial to Wall 	Axial Spacing 
2.7	2.4	4.8	8.25	17.5	-	-	-	-
3	2.8	5.4	8.9	19.2	-	-	-	-
4	3	6.8	10.8	24	-	-	-	-
5	3	7.7	6.7	14.6	-	-	-	-